A woman is sitting on a bed, seen from behind, with her feet raised and crossed. She is wearing a pink and white striped top. The room is brightly lit by natural light from a window, creating a warm and comfortable atmosphere. The background shows a blurred view of a city or town.

FUJITSU

| AUSTRALIA'S FAVOURITE AIR®

CLASSIC  
RANGE

---

WALL  
MOUNTED

---

RELIABLE, TRUSTED COMFORT | ENERGY EFFICIENT  
BACKED BY A 5 YEAR FULL PARTS & LABOUR WARRANTY

# WHY CHOOSE FUJITSU?

## AUSTRALIA'S FAVOURITE AIR®

Fujitsu General is a leading supplier of air conditioners in Australia, with a portfolio to suit both residential and commercial applications.

We focus all of our research and manufacturing strengths into air conditioners which has resulted in our extensive range of world-class, energy efficient, market-leading air conditioners.

Fujitsu General strives to consistently provide high quality, reliable products accompanied by superior customer service. To be 'Australia's Favourite Air®' means to be the best air conditioning company to deal with in Australia, not just a leading air conditioning brand.

That's why we're proud to say we are 'Australia's Favourite Air®'.

## PEACE OF MIND

Fujitsu believe in the quality and reliability of every air conditioner we sell. This is why we're happy to provide a 5 year parts and labour warranty across the entire range.



## FUJITSU CHANNEL PARTNER NETWORK

Fujitsu have a comprehensive network of retailers and dealers right across Australia. This ensures that there is a local stockist in your area to assist you in purchasing a Fujitsu air conditioning system for your home.


## VOTED BY AUSTRALIANS AS THE 'MOST TRUSTED BRAND - AIR CONDITIONING CATEGORY 5 YEARS IN A ROW'

Fujitsu understands that our customers are investing in our brand and trusting that we will provide their family with a comfortable living environment all year round. Fujitsu is honoured to be voted Reader's Digest Most Trusted Brand in the Air Conditioning category 5 years in a row and awarded Best Rated Split System Air Conditioner by Finder.



## EXCEPTIONAL AFTER SALES SERVICE

At Fujitsu, we pride ourselves on providing exceptional customer service. Fujitsu General Assist is our in-house customer care and technical support department which was implemented to deliver a high level of support and accessibility to our customers.



Fujitsu General Assist deploys Fujitsu trained technicians in Sydney, Melbourne, Brisbane, Adelaide and Perth and provides access to dedicated Service Agents in all other parts of Australia. These technicians are well equipped with the necessary tools and spare parts to enable them to resolve issues onsite, promptly. This offers customers a high first time fix rate and seamless experience.



# CLASSIC RANGE

WALL MOUNTED



ASTG09/12/18/22LVCC



ASTG24/30/34LFCC



## COMFORT & STYLE, ROOM TO ROOM

### MODEL RANGE


The Classic range has a number of models available in varying capacities, making it suitable for any room in your home. All models are reverse cycle and contain inverter technology.

### THE INVERTER DIFFERENCE

The Inverter component allows the outdoor unit to vary its speed and output to match the required capacity of the indoor unit. Our Inverter products are up to 30% more efficient than conventional models, cheaper to run and provide a more stable operation which consistently maintains the perfect temperature.

### CLEAN, FILTERED AIR

The Classic range's standard filter uses static electricity to clean fine particles and dust in the air such as tobacco smoke and plant pollen that are too small to see. The filter contains catechin, highly effective against bacteria growth, creating a safer, cleaner home for the entire family.



---

## ENERGY EFFICIENT SYSTEMS

The Classic range has a number of energy efficient features, helping you reduce power usage. With features such as DC rotary compressors, DC inverter control, DC fan motor technologies and programs allowing you to tailor your air conditioning needs, year round comfort has never been more affordable.

---

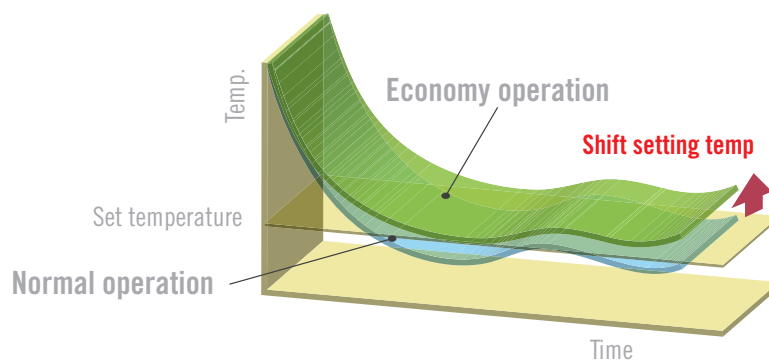
## CONTROLLER OPTIONS

The Classic range has a variety of controller options, giving you control of your climate at your fingertips. With features such as economy operation, sleep mode, and program timers, you can tailor your comfort needs at the touch of a button.

---

## ECONOMY OPERATION

The Classic range's Economy Operation is an energy saving setting that allows the set temperature of the indoor unit to change by 1°C intervals, limiting the maximum energy usage of the air conditioner.



# FEATURES\*

## COMFORT FUNCTIONS



### 10° C HEAT OPERATION

The room temperature can be set to go no lower than 10°C, ensuring that the room does not get too cold when not occupied.



### UP / DOWN SWING LOUVRE

The up / down louvre automatically swings up and down.



### RIGHT / LEFT SWING LOUVRE

The right / left louvre automatically swings in either direction.



### DOUBLE SWING AUTOMATIC

Complex swing action of the louvres enables them to swing automatically in both horizontal and vertical directions.



### AUTOMATIC LOUVRE

The position of the louvres is set automatically to match the operating mode. It is also possible to adjust the louvres using the remote control.



### AUTO SHUT LOUVRE

The auto shut louvres close or open automatically when the unit stops or starts.



### AUTOMATIC AIR FLOW ADJUSTMENT

When auto mode is selected for the fan, the micro-processor adjusts the airflow to follow changes in room temperature.



### AUTO RESTART

Should there be temporary loss of power, the unit will automatically restart itself in the same operating mode, once the power is restored.



### AUTO-CHANGEOVER

The unit automatically switches between heating and cooling modes based on the temperature setting and room temperature.

## CONVENIENCE FUNCTIONS



### SLEEP TIMER

The micro-processor gradually changes the room temperature, allowing you to sleep comfortably at night.



### PROGRAM TIMER

This timer allows selection of one of four options; ON, OFF, ON → OFF, or OFF → ON.



### FILTER SIGN

Select appropriate intervals for displaying the filter sign on the indoor unit according to the estimated amount of dust in the air of the room.



### ON-OFF TIMER

ON-OFF timer can be set to operate once every 24 hours.



### WEEKLY TIMER<sup>^</sup>

Different ON-OFF times can be set for up to 7 days.



### WEEKLY + SETBACK TIMER<sup>^</sup>

Weekly + Setback timer can set temperature for two time spans and for each day of the week.



### SUPER QUIET MODE

The indoor units fan can operate at a low speed to produce quieter operation.

\*Note: not all features available on all models, please refer to features checklist on page 8 <sup>^</sup>UTY-RVNYN is required

## ENERGY EFFICIENT FUNCTIONS



### DEMAND RESPONSE

This product is designed to be compatible with Air Conditioning Demand Response program. When your electricity supplier activates one of the three modes, the air conditioner switches over to the appropriate operation.



### ECONOMY MODE

The economy operation will save energy in heating, cooling and dry mode. Economy operation is set by pressing the button on the remote control.



### V-PAM

V-PAM inverter technology increases the maximum output of the compressor significantly and enables high power and high efficiency.



### i-PAM

i-PAM inverter technology enables high output and high efficiency performance.



### WASHABLE PANEL

Dust which accumulates on the air conditioner can be easily cleaned with a damp cloth.



### APPLE-CATECHIN FILTER

Fine dust, invisible mould spores and harmful microorganisms are absorbed onto the filter by static electricity and further growth is inhibited and deactivated by the polyphenol ingredient extracted from apples.



### LONG-LIFE ION DEODORISATION FILTER

The filter deodorises by powerfully decomposing absorbed odours using the oxidising and reducing effects of ion generated by the ultra-fine-particle ceramic.



# FEATURES CHECKLIST

FEATURES	ASTG09/12/18/22LVCC	ASTG24/30/34LFCC
<b>COMFORT FUNCTIONS</b>		
Up / Down Swing Louvres	✓	✓
Double Auto Swing Louvres		✓
Automatic Air Flow Adjustment	✓	✓
Automatic Louvre	✓	✓
Right / Left Swing Louvre		✓
Auto Shut Louvre	✓	✓
Auto Restart	✓	✓
Auto Changeover	✓	✓
10°C HEAT Operation	✓	✓
<b>CONVENIENCE FUNCTIONS</b>		
Super Quiet Mode	✓	✓
Sleep Timer	✓	✓
Program Timer	✓	✓
Weekly Timer	○	○
Weekly + Setback Timer	○	○
On-Off Timer	✓	✓
Filter Sign	✓	✓
<b>ENERGY EFFICIENT FUNCTIONS</b>		
i-PAM / V-PAM Control	✓	✓
Demand Response*	✓	✓
Economy Mode	✓	✓
<b>CLEAN FUNCTIONS</b>		
Long-life Ion Deodorisation Filter	✓	✓
Apple-Catechin Filter	✓	✓
Washable Panel	✓	✓

○ Optional feature when using a wired controller and communication kit where applicable.

\* Demand control option pcb required

## SPECIFICATIONS & FEATURES

Products in this brochure contain R410A refrigerant. Please refer to specifications before installation and servicing this product. Only persons and / or companies qualified and experienced in the installation, service and repair of refrigerant products should be permitted to do so. The purchaser must ensure that the person and / or company who is to install, service or repair this air conditioner has qualifications and experience in refrigerant products.

Suitable access for warranty and service is required. Future improvements, specifications, designs of product and availability are subject to change without notice. Please check with your dealer.

ALL CAPACITY AND ENERGY EFFICIENCY RATINGS ARE BASED ON THE 2019 GEMS <65KW DETERMINATION

<b>COOLING</b>	Indoor temperature	27°C DB / 19°C WB
	Outdoor temperature	35°C DB / 24°C WB

<b>HEATING</b>	Indoor temperature	20°C DB / 15°C WB
	Outdoor temperature	7°C DB / 6°C WB

Running current is at rated conditions (AS3823) and does not include compressor start-up or variations in power supply and load conditions.



---

## INDOOR UNITS



ASTG09/12/18/22LVCC



ASTG24/30/34LFCC

---

## OUTDOOR UNITS



AOTG09/12LVCC



AOTG18/22LVCC  
AOTG24LFCC



AOTG30LFTC



AOTG34LFTC

---

## AVAILABLE OPTIONAL CONTROLLERS



UTY-RVNYN  
Backlit Wired Remote  
Controller (High Grade)\*



UTY-RNNYN  
Wired Remote  
Controller\*



UTY-RSNNY  
Simple Wired  
Controller\*

\*Optional Communication Kit (UTY-TWBXF1) is required for connection to the ASTG09/12/18/22LVCC models.

# PRODUCT SPECIFICATIONS

Model No.	Indoor Unit		ASTG09LVCC	ASTG12LVCC	ASTG18LVCC	ASTG22LVCC
	Outdoor Unit		AOTG09LVCC	AOTG12LVCC	AOTG18LVCC	AOTG22LVCC
Operation Type			Reverse Cycle	Reverse Cycle	Reverse Cycle	Reverse Cycle
Power Source	V / Ph / HZ		240 / 1 / 50	240 / 1 / 50	240 / 1 / 50	240 / 1 / 50
Capacity	Cooling	kW	2.50 (0.50-3.30)	3.50 (0.90-4.00)	5.00 (0.90-5.80)	6.30 (0.90-7.30)
	Heating	kW	3.40 (0.50-4.00)	4.80 (0.90-5.60)	6.00 (1.05-8.10)	7.20 (1.05-8.70)
Input Power	Cooling	kW	0.58 (0.25-1.24)	0.92 (0.25-1.42)	1.53 (0.18-2.03)	1.95 (0.18-2.75)
	Heating	kW	0.73 (0.25-1.56)	1.11 (0.25-2.00)	1.49 (0.17-3.19)	2.03 (0.17-4.18)
EER	Cooling	kW / kW	4.31	3.80	3.27	3.23
COP	Heating	kW / kW	4.66	4.32	4.03	3.55
Star Rating	Cooling: Hot / Average / Cold		4.5 / 3.5 / 3.5	4.5 / 3.5 / 4	4 / 3 / 3.5	3.5 / 3 / 3.5
	Heating: Hot / Average / Cold		3.5 / 3 / 2.5	3.5 / 3 / 2	3.5 / 3 / 2	3 / 2 / 1.5
Running Current	Cooling / Heating	amps	2.8 / 3.5	4.2 / 5.0	6.5 / 6.3	8.2 / 8.5
Moisture Removal		l / hr	1.3	1.8	2.6	2.7
Noise Level	Indoor Sound Pressure (High / Quiet)	dB(A)	41 / 21	42 / 21	46 / 29	48 / 32
	Outdoor Sound Pressure	dB(A)	47	48	52	55
	Outdoor Sound Power	dB(A)	64	66	69	72
Air Circulation (Indoor - High Fan)		l / sec	219	225	267	267
Net Dimensions (H x W x D)	Indoor Unit	mm	293 x 790 x 225	293 x 790 x 225	293 x 790 x 225	293 x 790 x 225
		kgs	9.5	9.5	9.5	10
	Outdoor Unit	mm	540 x 660 x 290	540 x 790 x 290	620 x 790 x 290	620 x 790 x 290
		kgs	25	34	37	40
Piping Connections (Liquid / Suction)		mm	∅6.35 / ∅9.52	∅6.35 / ∅9.52	∅6.35 / ∅12.70	∅6.35 / ∅15.88
Max Pipe Length (Precharged Length)		m	20 / 15	20 / 15	20 / 15	20 / 15
Max Height Difference		m	15	15	15	15
Operation Range	Cooling	°CDB	10 to 46	10 to 46	10 to 46	10 to 46
	Heating	°CDB	-15 to 24	-15 to 24	-15 to 24	-15 to 24
Refrigerant			R410A	R410A	R410A	R410A

# PRODUCT SPECIFICATIONS

Model No.	Indoor Unit		ASTG24LFCC	ASTG30LFCC	ASTG34LFCC
	Outdoor Unit		AOTG24LFCC	AOTG30LFCC	AOTG34LFCC
Operation Type			Reverse Cycle	Reverse Cycle	Reverse Cycle
Power Source	V / Ph / HZ		240 / 1 / 50	240 / 1 / 50	240 / 1 / 50
Capacity	Cooling	kW	7.10 (0.90-8.30)	8.00 (2.90-9.00)	9.20 (2.90-10.00)
	Heating	kW	8.00 (0.90-10.60)	9.00 (2.20-11.00)	10.00 (2.70-11.20)
Input Power	Cooling	kW	2.17 (0.30-3.21)	2.42 (0.58-4.04)	2.80 (0.59-4.40)
	Heating	kW	2.26 (0.28-4.40)	2.64 (0.50-4.52)	3.03 (0.60-4.52)
EER	Cooling	kW / kW	3.27	3.31	3.29
COP	Heating	kW / kW	3.54	3.41	3.30
Star Rating	Cooling: Hot / Average / Cold		3 / 3 / 3	3 / 2.5 / 2.5	3 / 2.5 / 3
	Heating: Hot / Average / Cold		3 / 2.5 / 1.5	2 / 2 / 1.5	2 / 1.5 / 1.5
Running Current	Cooling / Heating	amps	9.1 / 9.5	10.2 / 11.1	11.8 / 12.8
Moisture Removal		l / hr	2.7	3.2	3.5
Noise Level	Indoor Sound Pressure (High / Quiet)	dB(A)	49 / 32	49 / 33	52 / 34
	Outdoor Sound Pressure	dB(A)	55	53	53
	Outdoor Sound Power	dB(A)	71	68	68
Air Circulation (Indoor - High Fan)		l / sec	311	311	347
Net Dimensions (H x W x D)	Indoor Unit	mm	320 x 998 x 238	320 x 998 x 238	320 x 998 x 238
		kgs	14	14	14
	Outdoor Unit	mm	620 x 790 x 290	830 x 900 x 330	1,290 x 900 x 330
		kgs	41	61	86
Piping Connections (Liquid / Suction)		mm	Ø6.35 / Ø15.88	Ø9.52 / Ø15.88	Ø9.52 / Ø15.88
Max Pipe Length (Precharged Length)		m	30 / 15	50 / 20	50 / 20
Max Height Difference		m	20	30	30
Operation Range	Cooling	°CDB	-10 to 46	-10 to 46	-5 to 46
	Heating	°CDB	-15 to 24	-15 to 24	-15 to 24
Refrigerant			R410A	R410A	R410A

# FUJITSU

AUSTRALIA'S FAVOURITE AIR®



If you are looking for an air conditioner that you can trust to keep you comfortable all year round, my advice is to look no further than a Fujitsu.

They are efficient, effective, and beautifully designed, I should know, I bought one myself.

So for an air conditioner you can trust, go with the name you know, **Fujitsu, It's Australia's Favourite Air®.**



Mark Taylor

FUJITSU GENERAL AUSTRALIA  
ABN 55 001 229 554 • A SUBSIDIARY OF FUJITSU GENERAL LIMITED

[fujitsugeneral.com.au](http://fujitsugeneral.com.au)  
email: [contact@fujitsugeneral.com.au](mailto:contact@fujitsugeneral.com.au)  
Ph: 1300 882 201



Proud supporters of:



For every air conditioner sold, a donation is made to the Sporting Chance Cancer Foundation.